

School FIRST PUBLIC HEARING

Proposed Financial
Accountability Rating
System

SB 218 - 2001

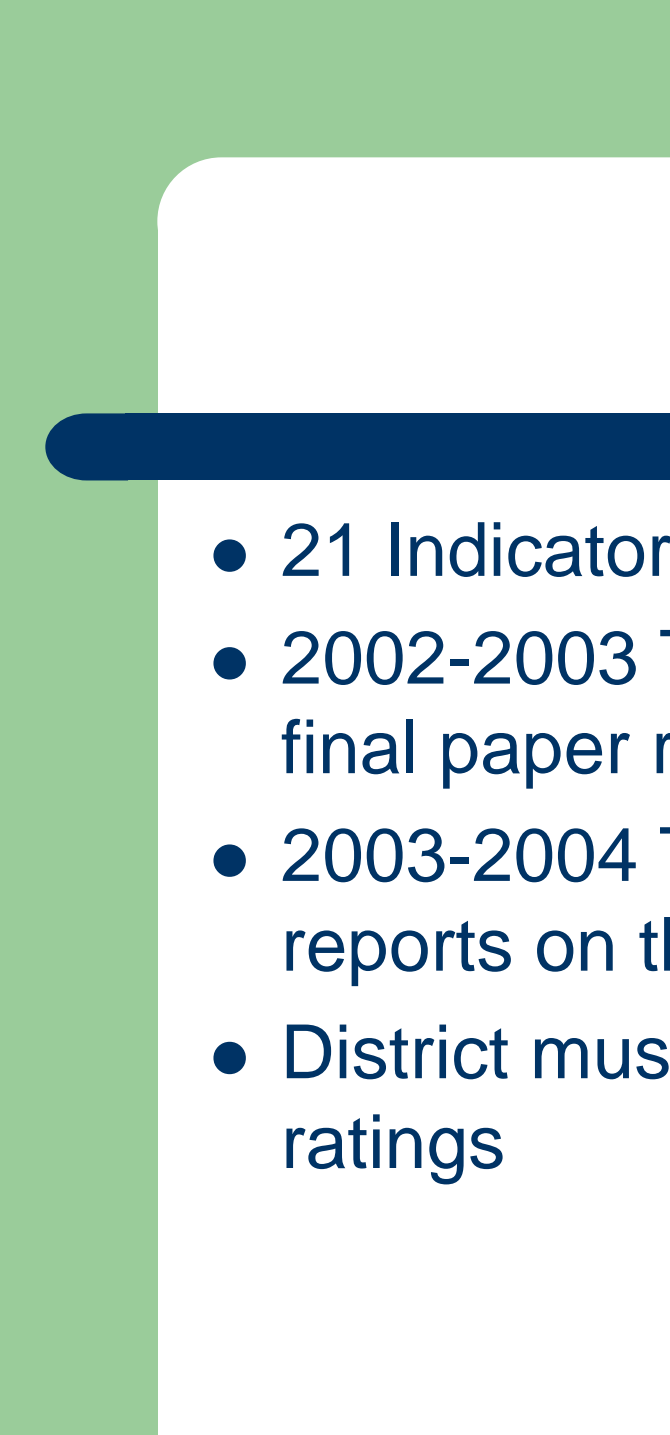


School FIRST

- Financial
- Integrity
- Rating
- System of
- Texas

Goal

- To achieve improved performance in the management of school districts' financial resources.
- This report is for the 2001-02 fiscal year.

- 
- 21 Indicators
 - 2002-2003 TEA distributes preliminary and final paper reports to each district
 - 2003-2004 TEA will post the districts' final reports on the web
 - District must hold public hearing to discuss ratings

District Ratings

Rating	Score (Number of “No” Answers to Indicators)
Superior Achievement	0-2
Above Standard Achievement	3-4
Standard Achievement	5-6
Substandard Achievement	=>7 OR No to One Default Indicator
Suspended – Data Quality	

Bastrop ISD

Final Rating from TEA

- SUPERIOR ACHIEVEMENT
 - BISD Indicators Answered No: -0-

Key Indicators

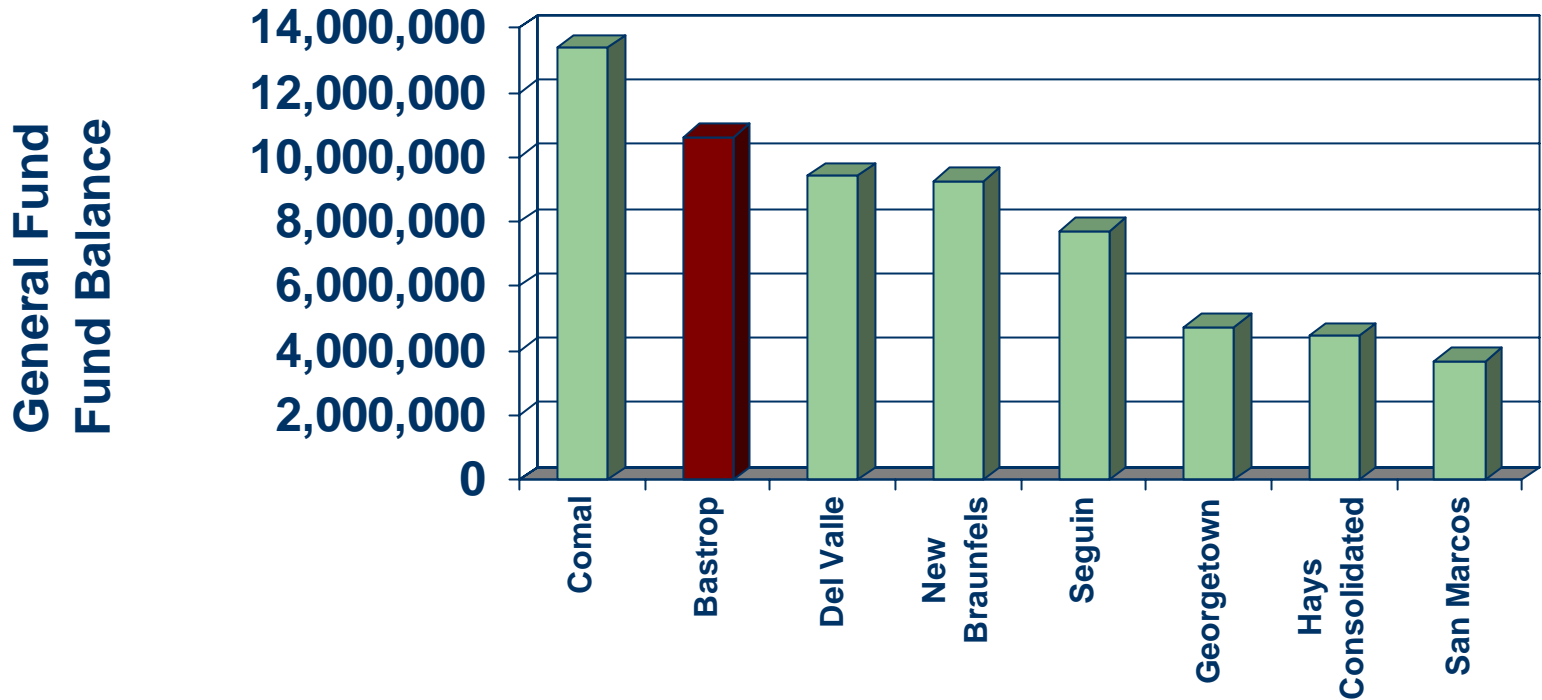
Bastrop ISD Results



**Was the Total Fund Balance
Greater Than Zero in the General
Fund?**

Bastrop ISD General
Fund Balance
\$10,362,54

Total General Fund Balance Comparison



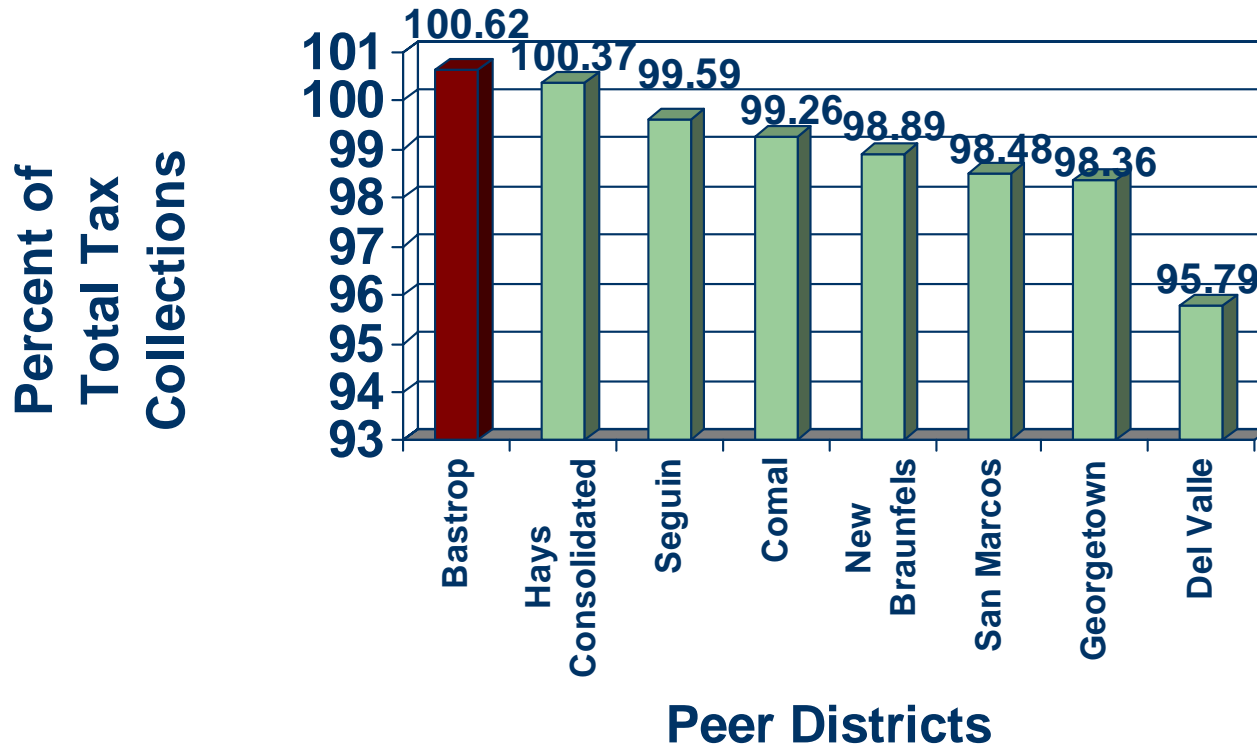
Was the Percent of Total Tax Collections (Including Delinquent) Greater Than 96%?

Bastrop ISD

100.6%



Total Tax Collection Rate Comparison



**Were Debt Related Expenditures
(Net of IFA and/or EDA Allotment)
< \$770 Per Student**

Bastrop ISD
\$395 Per Student



Calculation for Debt Related Per Student Expenditure

\$4,399,027-\$1,731,207

/6758

=\$395

Was the Percent of Operating Expenditures Expended For Instruction More than 54%?

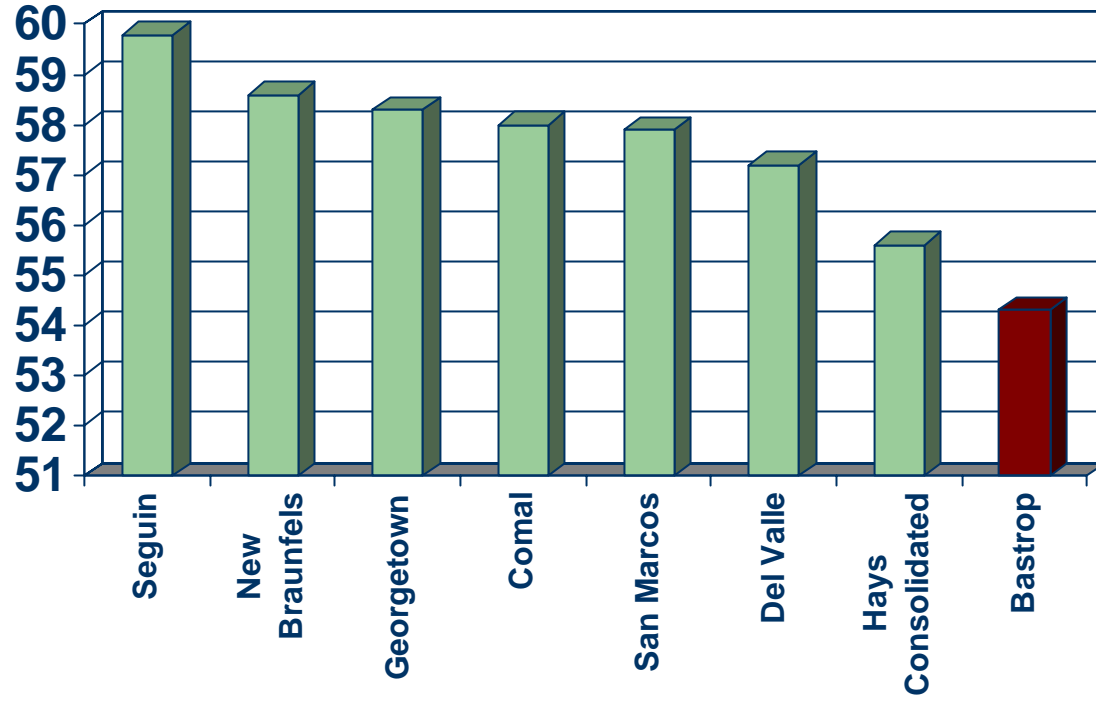
BASTROP ISD

54.3%

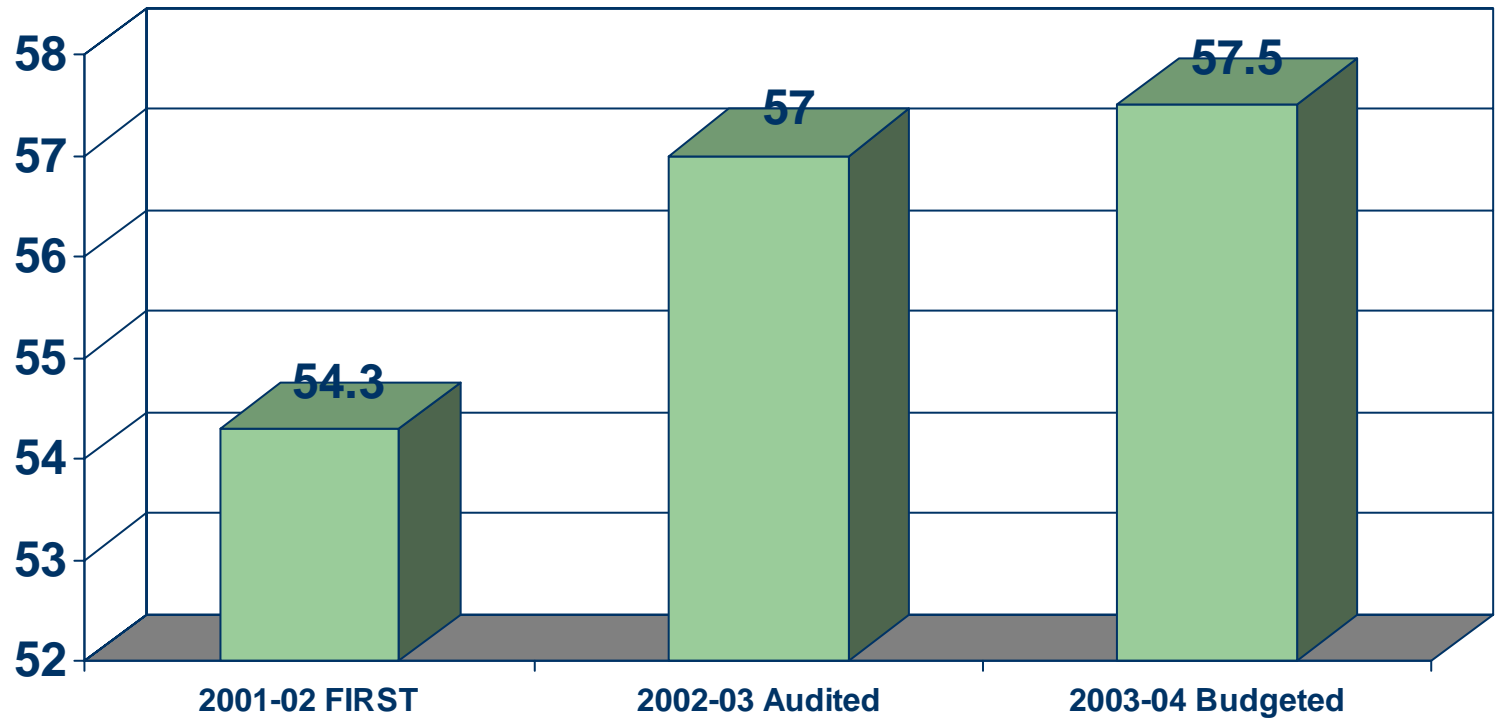


Instructional Expenditures Comparison

% Instructional Expenditures



BASTROP ISD Instructional Expenditures On the Rise

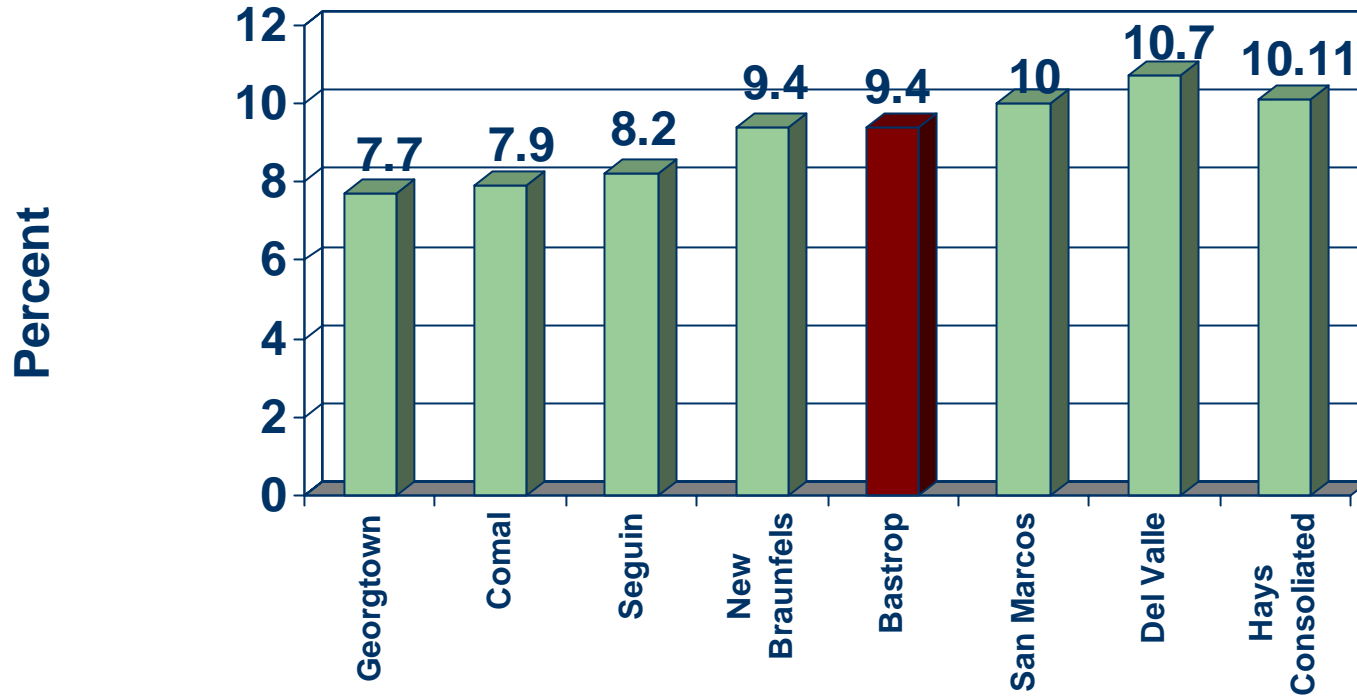


Was the Administrative Cost Ratio Less Than the Standard in State Law?

Acceptable	12.5
------------	------

BASTROP ISD	9.4
-------------	-----

Administrative Cost Ratio Comparison



Was the Student/Teacher Ratio Within Acceptable Range According to District Size?

Lower Limit	12.0
BASTROP	13.9
Upper Limit	22.0

Was the Student/Staff Ratio Within Acceptable Range According to District Size?

Lower Limit	6.5
BASTROP ISD	7.2
Upper Limit	14.0

Was the Total Fund Balance In the General Fund More than 50% and Less Than 150% of the Optimum?

Minimum	\$ 5,321,456
BASTROP	\$ 7,572,745
Maximum	\$15,964,367

**Were Investment Earnings In All
Funds More Than \$15 Per Student**

BASTROP ISD
\$94



For Additional Information Contact

- Becky Bunte, Deputy Superintendent
bbunte@bastrop.isd.tenet.edu
- Sandra Callahan, Director of Budget
scallahan@bastrop.isd.tenet.edu
- Theresa Fierro, Staff Accountant
tfierro@bastrop.isd.tenet.edu

512-321-2292